



SAFE-MED

Pressure Distributing Products
www.safemed.dk



Exampel: Weight(80kg)
Height(1,90m) x Height(1,90m)
= BMI 22,16

SAFE Med Overlay mattresses shape to the body, are pressure relieving for Anti-decubitus, Pain relief, Restitution and Rehabilitation. To anyone at risk of pressure ulcers and user up to stage 3 + careplan

No. 101B Yellow – height 6 cm
up to 50 kg, soft for thin person BMI below 18,5

No. 101 Pink – height 3 cm
50-80 kg, medium for normal weight BMI 21-25

No. 101YP Yellow/Pink – height 6 cm
Up to 130 kg, soft/medium for thin, normal weight and overweight BMI up to 35


No. 102 Pink/Grey – height 4 cm
80 - 130 kg, medium/firm for heavy person
BMI 25-35

No. 104PG Pink/Grey – height 6 cm
80-180 kg, medium/firm for very heavy bariatric person BMI 25-40

No. 106.3, 80x30x3/12 Wedge cushion to place below the thighs when sitting in bed to avoid shear


SAFE-MED

Pressure Distributing Products
www.safemed.dk




Exampel: Weight(80kg)
Height(1,90m) x Height(1,90m)
= BMI 22,16

SAFE Med Fullbody mattresses shape to the body, are pressure relieving for Anti-decubitus, Pain relief, Restitution and Rehabilitation.



No. 201B Yellow/TEX base, 12 cm-6/6 cm
Up to 50 kg, anti-decubitus soft for thin persons and children.
BMI below 18,5 Mattress supports up to 100 kg
To anyone at risk of pressure ulcers and user up to stage 3+careplan.



No. 201YP Yellow-Pink/TEX base, 12 cm-3+3/6 cm
Up to 130 kg, anti-decubitus soft/medium for thin, normal weight and overweight.
BMI up to 35 Mattress supports up to 180 kg
To anyone at risk of pressure ulcers and user up to stage 3+careplan.



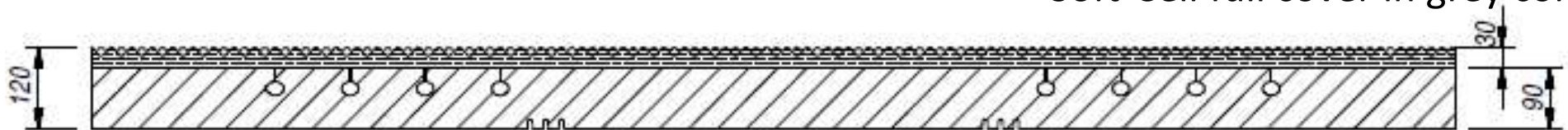
No. 204 Pink-Grey/TEX base, 12 cm-3+3/6 cm
80-180 kg, anti-decubitus medium/firm for overweight and bariatric persons.
BMI 25-40 Mattress supports up to 230 kg
To anyone at risk of pressure ulcers and user up to stage 3+careplan.

No. 106.3, 80x30x3/12 Wedge cushion to place below the thighs when sitting in bed to avoid shear

- **Top of 3 cm Pink SAFE ViscoPore foam**
 - **Base of 9 cm - 40 kg/m³ TEX foam.**
 - **Suitable for electrical beds.**
 - **Mattress supplying pressure distribution and to promote a good rehabilitation and sleep.**
 - **Promotes easy mobility**
 - **For user with normal weight and ulcer up to stage 2.**
- Antidecubitus user weight 30-130 kg or BMI up to 35.
Supports up to 250 kg as a standard mattress.



With Comfor incontinence cover with concealed zipper on 3 sides, anti-slip back side and 2 handles on each side. Alternative with Soft-Cell full cover in grey colour.



Ergonomic Multizone-system which is similar for head and feet. Function with soft shoulder indentation and supportive pelvis zone. Aeration channels in shoulder zone and leg zone. Predetermined bending sections for adjustable beds.